

# Hi-MO **5m**

## LR5-72HIH 535~555M

- Based on M10-182mm wafer, best choice for ultra-large power plants
- Advanced module technology delivers superior module efficiency
  - M10 Gallium-doped Wafer
  - Smart Soldering
  - 9-busbar Half-cut Cell
- Excellent outdoor power generation performance
- High module quality ensures long-term reliability

12

12-year Warranty for Materials and Processing

25

25-year Warranty for Extra Linear Power Output

### Complete System and Product Certifications

IEC 61215, IEC 61730, UL 61730

ISO 9001:2015: ISO Quality Management System

ISO 14001: 2015: ISO Environment Management System

TS62941: Guideline for module design qualification and type approval

ISO 45001: 2018: Occupational Health and Safety

# LONGI



**21.7%**  
MAX MODULE  
EFFICIENCY

**0~3%**  
POWER  
TOLERANCE


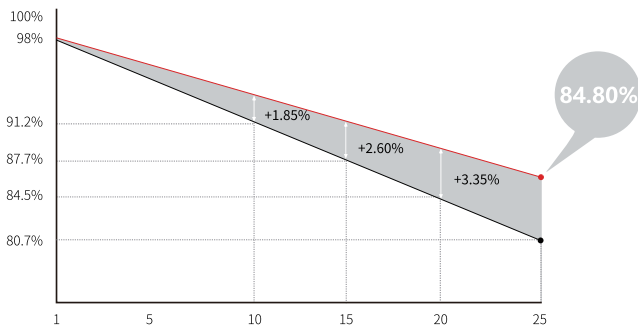
**<2%**  
FIRST YEAR  
POWER DEGRADATION

**0.55%**  
YEAR 2-25  
POWER DEGRADATION

**HALF-CELL**  
Lower operating temperature

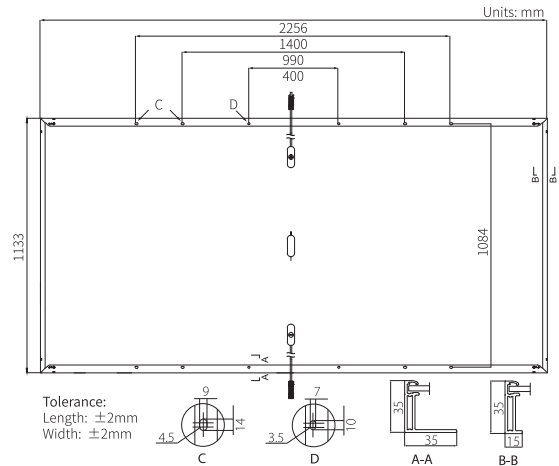
## Additional Value

25-Year Power Warranty



## Mechanical Parameters

Cell Orientation	144 (6×24)
Junction Box	IP68, three diodes
Output Cable	4mm <sup>2</sup> , +400, -200mm/±1400mm length can be customized
Glass	Single glass, 3.2mm coated tempered glass
Frame	Anodized aluminum alloy frame
Weight	27.2kg
Dimension	2256×1133×35mm
Packaging	31pcs per pallet / 155pcs per 20' GP / 620pcs per 40' HC



## Electrical Characteristics

STC : AM1.5 1000W/m<sup>2</sup> 25°C    NOCT : AM1.5 800W/m<sup>2</sup> 20°C 1m/s    Test uncertainty for Pmax: ±3%

Module Type	LR5-72HIH-535M		LR5-72HIH-540M		LR5-72HIH-545M		LR5-72HIH-550M		LR5-72HIH-555M	
	STC	NOCT	STC	NOCT	STC	NOCT	STC	NOCT	STC	NOCT
Maximum Power (Pmax/W)	535	399.9	540	403.6	545	407.4	550	411.1	555	414.8
Open Circuit Voltage (Voc/V)	49.35	46.40	49.50	46.54	49.65	46.68	49.80	46.82	49.95	46.97
Short Circuit Current (Isc/A)	13.78	11.14	13.85	11.20	13.92	11.25	13.98	11.31	14.04	11.35
Voltage at Maximum Power (Vmp/V)	41.50	38.55	41.65	38.69	41.80	38.83	41.95	38.97	42.10	39.11
Current at Maximum Power (Imp/A)	12.90	10.38	12.97	10.43	13.04	10.49	13.12	10.56	13.19	10.61
Module Efficiency(%)	20.9		21.1		21.3		21.5		21.7	

## Operating Parameters

Operational Temperature	-40°C ~ +85°C
Power Output Tolerance	0 ~ 3%
Voc and Isc Tolerance	±3%
Maximum System Voltage	DC1500V (IEC/UL)
Maximum Series Fuse Rating	25A
Nominal Operating Cell Temperature	45±2°C
Protection Class	Class II
Fire Rating	UL type 1 or 2 IEC Class C

## Mechanical Loading

Front Side Maximum Static Loading	5400Pa
Rear Side Maximum Static Loading	2400Pa
Hailstone Test	25mm Hailstone at the speed of 23m/s

## Temperature Ratings (STC)

Temperature Coefficient of Isc	+0.050%/°C
Temperature Coefficient of Voc	-0.265%/°C
Temperature Coefficient of Pmax	-0.340%/°C